

CRRC Meishan Co., Ltd. was founded in 1966. It is one of the leading enterprises in China for the manufacturing of railway freight cars and brake system for locomotive, passenger car and freight car. It is also the first enterprise in China for the R&D and manufacturer of new type special-purpose high-strength fasteners and riveting tools. It can annually produce 8000 freight cars, 40000 sets of railway brake system, 30 million pieces of rivets and 2 million pieces of riveting pins. As the first Chinese enterprise who exports the railway freight cars, CRRC Meishan Co., Ltd. has been awarded with many international certificates, such as ISO9001, ISO14001, EN15085, OHSAS18001, IRIS, etc. Nowadays, the freight cars produced by CRRC Meishan Co., Ltd. have been in service in Asia, Europe, Africa, South America and Oceania. The high quality products and individually characterized services from CRRC Meishan Co., Ltd. are highly praised by customers all over the world.

ADD: Dongpo District, Meishan City, Sichuan Prov, P.R.C
Zip Code: 620032 Phone: +86-28-38503670
Fax: +86-28-38502046 Http://www.crrcgc.co/ms



Bulid China's dream

CRRC

CRRC Corporation Limited



CRRC MEISHAN CO., LTD.

CRRC



Flat car (N70)

| | |
|----------------------------|---------|
| Tare weight | 23t |
| Loading capacity | 70t |
| Length, over couplers | 15520mm |
| Max. width | 2880mm |
| Length, over truck centers | 10920mm |
| Max. operation speed | 80 km/h |



Flat car (Type N58)

| | |
|---------------------------------------|----------|
| Tare weight | 19t |
| Loading capacity (evenly distributed) | 58t |
| Length, over couplers | 13938mm |
| Max. width | 3018mm |
| Length, over truck centers | 9000mm |
| Max. operation speed | 100 km/h |



Light oil tank car (type GQ80)

| | |
|----------------------------|--------------------|
| Tare weight | 25.6t |
| Loading capacity | 80t |
| Length, over couplers | 13136mm |
| Max. width | 3270mm |
| Mark volume | 89.9m ³ |
| Commercial operation speed | 100km/h |



Heavy oil tank car (type GN70)

| | |
|----------------------------|--------------------|
| Tare weight | ≤23.8t |
| Loading capacity | 70t |
| Effective volume capacity | 73.7m ³ |
| Length, over couplers | 12216mm |
| Max. width | 3320mm |
| Commercial operation speed | 120km/h |



High cubic Box car (Type P71)

| | |
|-----------------------|-------------------|
| Tare weight | 29.1t |
| Loading capacity | 70.9t |
| Length, over couplers | 22608mm |
| Volume | 243m ³ |
| Height | 5594mm |
| Max. operation speed | 115 km/h |



Hopper Car (Type K72)

| | |
|----------------------------|------------------|
| Tare weight | 20t |
| Loading capacity | 72t |
| Length, over couplers | 10594mm |
| Volume | 30m ³ |
| Length, over truck centers | 7090mm |
| Commercial operation speed | 80 km/h |



Grain hopper car

| | |
|----------------------------|------------------|
| Tare weight | 23.5t |
| Loading capacity | 58t |
| Length, over couplers | 15068mm |
| Volume | 83m ³ |
| Length, over truck centers | 11030mm |
| Commercial operation speed | 100 km/h |



Side dump car (Type KF70)

| | |
|----------------------------|--------------------|
| Tare weight | 37t |
| Loading capacity | 70t |
| Length, over couplers | 13210mm |
| Volume | 28.1m ³ |
| Length, over truck centers | 8900mm |
| Commercial operation speed | 100km/h |




Ore hopper Car. (Type K90)

| | |
|------------------------------------|--------------------|
| Tare weight | 29.8t |
| Loading capacity | 90t |
| Volume | 40.2m ³ |
| Length, over couplers | 11316mm |
| Length between bogie pivot centers | 7480mm |
| Commercial operating speed | 80km/h |





Box car

| | |
|----------------------------|-------------------|
| Tare weight | 21.5t |
| Loading capacity | 58t |
| Length, over couplers | 16438mm |
| Volume | 108m ³ |
| Length, over truck centers | 11700mm |
| Max. operation speed | 100 km/h |



5-pack container flat car

| | |
|--|----------|
| Tare weight | 59. 8t |
| Loading capacity(car set) | 240. 2t |
| Length,over couplers(car set) | 77769 mm |
| Max.width | 2732mm |
| Max.operation speed | 115 km/h |
| container loading surface height to the rail (empty car) | 1040mm |


Fish bone flat car (type N80)

| | |
|--|----------|
| Tare weight | ≤19t |
| Loading capacity | 80t |
| Length,over couplers | 19360mm |
| Max.width | 2782mm |
| Commercial operating speed | 115 km/h |
| container loading surface height to the rail (empty car) | 1058mm |




Well container flat car (type N78)

| | |
|---------------------------|---------|
| Tare weight | 21. 8t |
| Loading capacity | 78t |
| Length,over couplers | 21650mm |
| Max.width | 2930mm |
| Length,over truck centers | 17730mm |
| Max. operation speed | 115km/h |

Container flat car (N72)

| | |
|---------------------------|---------|
| Tare weight | 20t |
| Loading capacity | 72t |
| Axle load | 23t |
| Length,over couplers | 19330mm |
| Length,over truck centers | 14600mm |
| Max.operation speed | 115km/h |




Container flat car

| | |
|---------------------------|----------|
| Tare weight | ≤22. 5t |
| Loading capacity | 58t |
| Length,over couplers | 19338mm |
| Max.width | 2934mm |
| Length,over truck centers | 14600mm |
| Max. operation speed | 100 km/h |

